



User Manual

DS1800 DISTRIBUTION SPLITTER

TABLE OF CONTENTS

INTRODUCTION

CONTROL ELEMENTS 3

FRONT PANEL 4

REAR PANEL 5

INSTRUCTION

SPECIFICATIONS 6

ACCESSORY 6

MAINTENANCE 6

PRECAUTIONS

SAFETY INSTRUCTIONS 7

INTRODUCTION

This chapter explain device's features

Thank you very much for expressing your confidence in ELDER AUDIO products by purchasing the DS1800 our high-quality Signal Distribution Splitter designed specifically for both live and studio applications.
Please read the manual carefully and keep it for future reference.

There is a 'MODE' in the rear panel operating in 'Two Input Four Output ' or ' One Input Eight Output'. In the mode of 'Two Input Four Output' ,the Signal of CHA & CHB will be split into CH1 ~ CH4 & CH5 ~ CH8 to output ;In the mode of 'One Input Eight Output' ,the Signal of CHA will be split into CH1~CH8 to output. There is an independent potentiometer for each channel out of 8 channels to adjust Separately with the maximum gain of 6dB.In addition, there is also setting up a 'LINK' output connector for CHA&CHB respectively to connect flexibly each other between devices.

Note:

1. In some Country or Area, Perhaps the form of power socket is different with the device. but the method of connecting to device is similar.
2. Before operating the device, please make sure that Local AC Voltage in the range of the device's requestion.

FEATURES

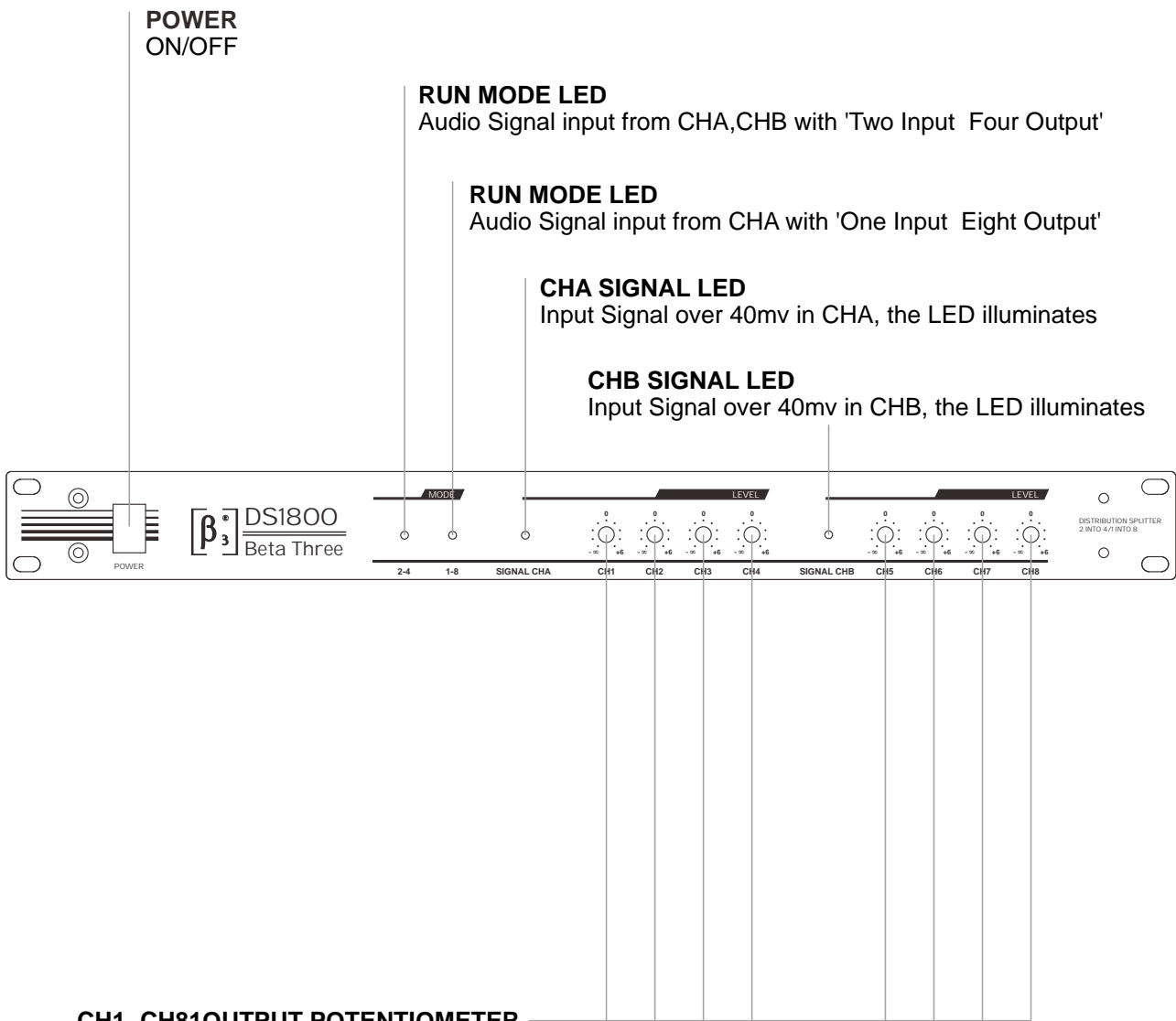
- Work mode with 'Two Input Four Output', or 'One Input Eight Output'
- Independent potentiometer for each channel to adjust
- Full electric balance input and output connector
- Link output connector
- Concealed potentiometer knob to guarantee effectively the stable setting status of distributor.
- Electroircuit design for the super low Distortion & super low Noise.

INTRODUCTION

Control Elements

FRONT PANEL

ATTENTION: There is no signal output if turning the output potentiometer in the mode of anti-clockwise orientation to the minimum for some channel during the device working.

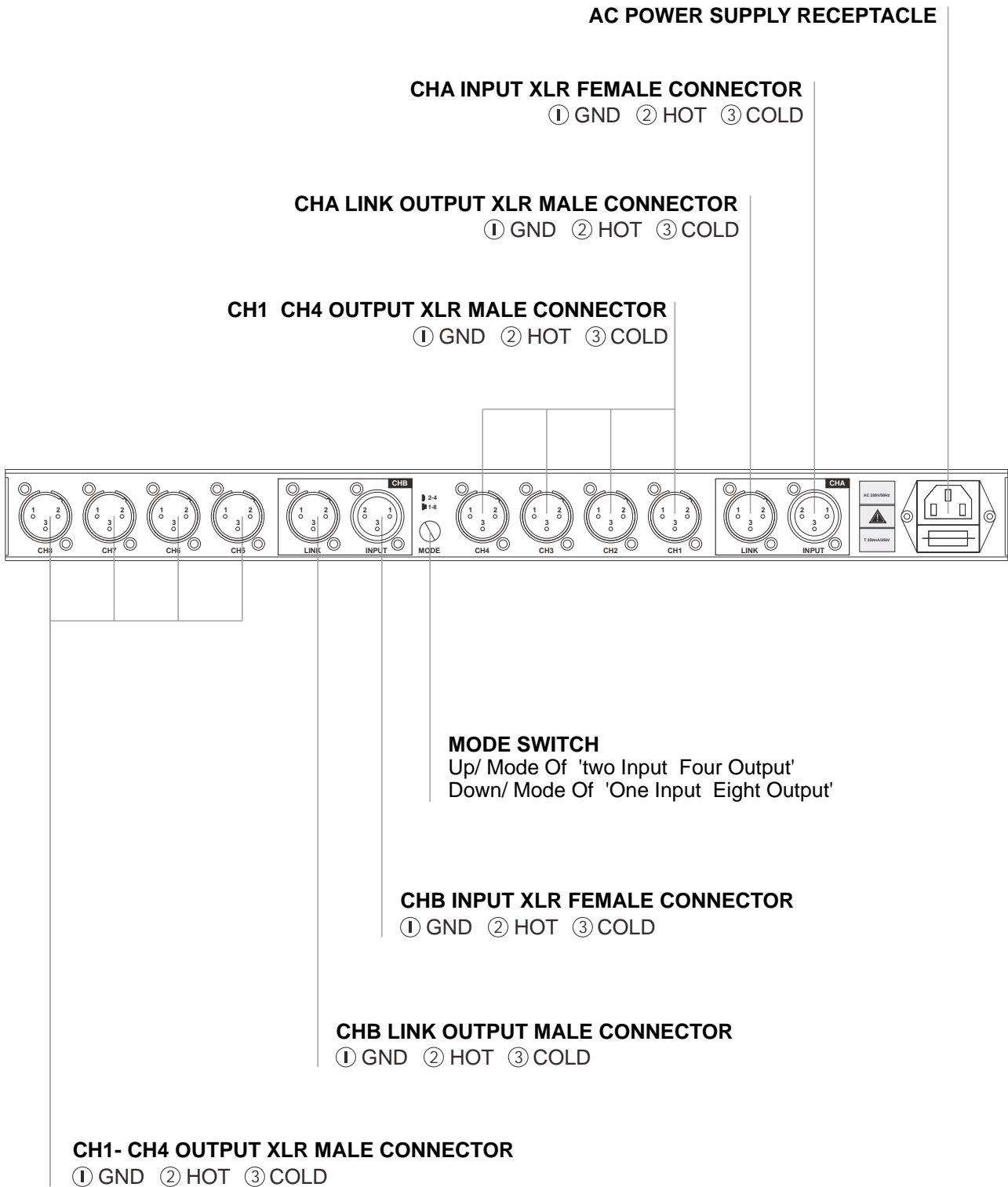


Signal output increasing gradually up to +6dB when turning the potentiometer in clockwise orientation. Signal output decreasing gradually up to no signal occurring when turning the potentiometer in anti-clockwise orientation.

INTRODUCTION

Control Elements

REAL PANEL



SPECIFICATIONS

Input Impedance	:	10K(Balanced)
Output Impedance	:	47 (Balanced)
Output Max.Voltage Gain Per Channel	:	+6dB
Max.Output Level	:	>20dBu
Max Input Level	:	>20dBu
THD+N	:	THD+N<0.008%
Dynamic Range	:	>115dB
S/N	:	>100dB A weight
Frequency Response	:	20HZ - 20KHZ, ± 0.3dB
Distortion	:	<0.03%
Power Consumption	:	<8W
Net Weight	:	2.5Kg

ACCESSORY

DS1800 Distribution Splitter	:	1 unit
User Manual	:	1 pcs
Power Supply Cord	:	1 pcs

MAINTENANCE

▲ Please wipe the unit with the clean cloth when it is necessary. If the unit is very dirty, you can drip the cleanser to wipe off the dirt and then wipe up the unit.


▲ Do not use alcohol, insecticide or other volatile corrosive to clean the cover, or the unit will be damaged; do not use chemical fiber cloth to wipe the cover to avoid the fade or the painting shedding.

ATTENTION

SAFETY INSTRUCTIONS


DO NOT OPEN THE COVER :

Do not open the cover to avoid the risk of electric shock caused by high voltage parts in the product. Any problems caused by user's wrong actions are out of warranty.



DO NOT DAMAGE THE CORD :

the cord Please hold the plug when pulling out or plug in the cord. Do not pull out or touch the cord with wet hand, or it will cause the risk of electric shock. Power supply cords should be routed so that they are not likely to be walked upon or pinched by items placed on or against them. When removing the cord from a power outlet be sure to remove it by holding the plug attachment and not by pulling on the cord.



AVOID OBJECT AND LIQUID ENTRY :

Take care that objects do not fall into and that liquids are not spilled into the inside of the product. If the object or liquid enter the product, please ask qualified personnel to check it.


ABNORMAL STATUS :

In the event of abnormal noise and smell, please put off the power supply and pull out the cord, please ask qualified personnel to check it.



NONUSE FOR A LONG TIME :

When nonuse it for a long time, please put off the power supply and pull out the cord to avoid the unexpected dangers.





Beta Three

DS1800

DISTRIBUTION SPLITTER